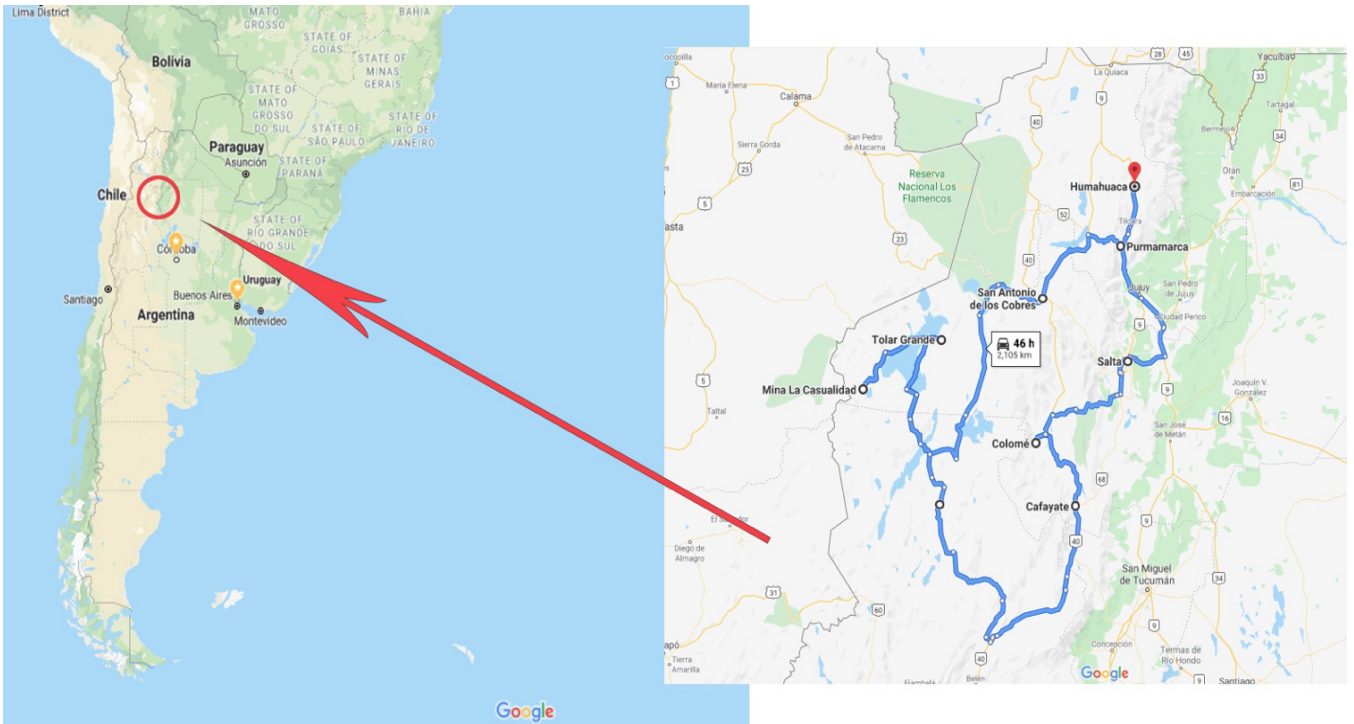











# *La Puna* Photography tour with Silvi Glattauer & Graciela Arzelan





North West Argentina  
Sunday 2 – Friday 14 April 2023








Day	Date	Description
1	2/04	<p><b>Arrival - City of Salta</b></p> <p>Airport - hotel transfer is included in your tour if you require it. Please let us know what your plans are. Meet up at 7pm for a group introduction.</p> <p>Night at: Legado Mítico hotel <a href="http://www.legadomitico.com/">http://www.legadomitico.com/</a></p> <p>Your hotel is a beautiful old house in the centre of Salta, very nicely renovated and decorated with local motifs.</p> <p>Dinner tonight is not included in the tour fee, but we will arrange a group dinner at a local restaurant.</p> 
2	3/04	<p><b>Salta-Purmamarca</b></p> <p>Early in the morning, we will head north following the Panamerican road, an old and narrow way surrounded by magnificent rain-forests. Once we arrive in the Province of Jujuy, we enter in the Quebrada de Humahuaca, a UNESCO World Heritage site, characterised by colourful mountains and a rich history.</p>  <p>We will visit the famous Seven Colours mountain, where we have the possibility for unique photo spots.</p>  <p>Night at: La Comarca - <a href="http://www.lacomarcahotel.com.ar/">http://www.lacomarcahotel.com.ar/</a></p> <p>Rustic and comfortable cabins located in a spectacular landscape.</p>
3	4/04	<p><b>Purmamarca-Tolar Grande</b></p> <p>We will climb the winding <i>Cuesta de Lipan</i>, towards <i>Salinas Grandes</i>, our first salt flat of the trip. The unusual shapes and the salt mining makes this area unique.</p>   <p>We will take the famous 'Ruta 40', driving close to <i>Tuzgle</i> volcano and its curious formations, until we reach <i>La Polvorilla</i> viaduct, an impressive engineering construction and the end destination of one of the most touristic trains in the world: The Train to the Clouds. In the afternoon, and with the best lights we will drive along "<i>Los Colorados</i>", with plenty of photo opportunities. We arrive at <i>Tolar Grande</i> with the last lights of the day.</p> <p>Night at: <a href="#">Hostería Andina</a> It's a simple but comfortable place in this remote town in the heart of the desert.</p>

4	05/04	<p><b>Tolar Grande</b></p> <p>Today we will take it easy as we need to acclimatise to the higher altitude. Tolar Grande is at 3,400 masl.</p> <p>Early in the morning we will go to the “Ojos de Mar”, when there is no wind and the quietness allows us to see these deep blue holes inside the salt desert. In this unique location, there is evidence of living and fossilised micro-organisms – stromatolites, dating back 3 billion years.</p>  <p>We will return to Tolar Grande to rest and later in the day do a walk in a labyrinth to reach el “Arenal”, a sandy spot with great views of the <i>Arizaro Salt Lake</i>, especially beautiful in the late afternoon.</p> <p><a href="#">Night at: Hostería Andina</a></p>
5	6/04	<p><b>Tolar Grande</b></p>  <p>Today we have a long and spectacular drive, arriving to the highest spot of the tour 5300masl. On the way we will cross the biggest salt flat of the country, <i>Arizaro</i>. The road will climb, and we will have magnificent views from the top. Then we will cross a volcanic formation and lava flows. We reach the abandoned and photogenic town of <i>Mina La Casualidad</i>, where the workers of <i>Mina Julia</i> used to live. Finally, we arrive at <i>Mina Julia</i>, with a peak of a sulphur, you will see the most wonderful views of the Argentinian and Chilean Puna from this vantage point.</p> <p>We return by the same road to <i>Tolar Grande</i>, stopping at <i>Caípe</i>, and old train station from the time when the cargo trains used to run to Chile.</p> <p><a href="#">Night at: Hostería Andina</a></p>
6	7/04	<p><b>Tolar Grande - Antofagasta de la Sierra</b></p> <p>We will drive across The <i>Arizaro</i> salt flat towards the iconic <i>Arita cone</i>, a strange formation in the middle of no-where. We will continue to <i>Antofallita</i>, a small oasis in the desert, with only 2 inhabitants (who incidentally are not speaking to each other!). Green fields contrast with the light red and grey colours of the mountains.</p>  <p>We will follow <i>Antofalla</i> Salt Lake, with amazing crystal rock formations, and inside the salt flats we will find <i>Ojos Del Campo</i>,</p>  <p>eyes of colourful waters, remains of old geysers.</p> <p>We will continue to <i>Quebrada Colorada</i>, where the wildlife is stunning, llamas, vicunas, suris, birds...</p> <p>We arrive at <i>Antofagasta de la Sierra</i> after a day of driving through spectacular landscapes.</p> <p><a href="http://www.argentinaturismo.com.ar/hosteriapueblodelsol/">Night at: Pueblo del Sol</a> - <a href="http://www.argentinaturismo.com.ar/hosteriapueblodelsol/">http://www.argentinaturismo.com.ar/hosteriapueblodelsol/</a></p>



7	8/04	<p><b>Antofagasta de la Sierra-Volcan Galan- Antofagasta de la Sierra</b></p> <p><i>Volcan Galan</i> is a super volcano with a crater of 40km circumference. We drive into the volcano and inside the crater there are several lagoons with different colours... turquoise, green, blue, gold. Pink flamingos find here a great spot to reproduce, specially at <i>Laguna Grande</i>, where we may see thousands of them.</p> <p>Driving along 4WD roads we will reach the town of <i>El Peñon</i>, from where we will return to <i>Antofagasta de la Sierra</i>.</p> <p><a href="#">Night at: Pueblo del Sol</a> -</p>  <p><a href="http://www.argentinaturismo.com.ar/hosteriapueblodelsol/">http://www.argentinaturismo.com.ar/hosteriapueblodelsol/</a></p>
8	9/04	<p><b>Antofagasta de la Sierra-Carachipamapa-Pumice Stone Field- White dunes- Antofagasta de la Sierra</b></p> <p>Today we will not drive long distances, but we will spend the day driving along incredible places, like</p>   <p>the <i>Carachipampa</i> desert flat area, with a huge lagoon full of flamingos. The area is surrounded by volcanos, sandstone mountains and sand-dunes. We will picnic on the way to continue to the photogenic <i>White dunes</i>.</p> <p>Before sunset we will arrive to <i>Pumice stone field</i>. This is one of the most spectacular places in our trip. You will have the opportunity to wander around the giant pumice stone formations for spectacular photos.</p> <p>Night at: Pueblo del Sol - <a href="https://www.argentinaturismo.com.ar/hosteriapueblodelsol/">https://www.argentinaturismo.com.ar/hosteriapueblodelsol/</a></p>
9	10/04	<p><b>Antofagasta de la Sierra – Cafayate</b></p>  <p>This is the longest driving day, from Antofagasta de la Sierra to Cafayate, following a paved road. Before arriving at our destination, we will visit the archaeological site of Quilmes, with Pre-Inca and Inca's remains.</p> <p><a href="#">Night at: Cafayate Wine Resort</a> - <a href="https://cafayatewineresort.com/">https://cafayatewineresort.com/</a></p>

10	11/04	<p><b>Cafayate</b></p>  <p>This morning we will visit a local family who are part of the sustainable tourism network of Salta - <a href="http://www.turismocampesino.org/">http://www.turismocampesino.org/</a> They will show us their local wine production and teach us how to make the exquisite 'empanadas salteñas'.</p> <p>In the afternoon we will head to the beautiful <i>Quebrada de las Conchas</i> - an area famous for its astounding gorges and canyons. We will have the opportunity to do an easy but amazing 3 hours hike inside a canyon, with the sunset light. If you do not wish to hike on this day, it is possible to stay and photograph in the gorge, or just relax at the hotel pool in <i>Cafayate</i>.</p>  <p><a href="https://cafayatewineresort.com/">Night at: Cafayate Wine Resort - https://cafayatewineresort.com/</a></p>
11	12/04	<p><b>Cafayate – Colomé</b></p>  <p>We will follow again the ruta 40 road, to “<i>Quebrada de las Flechas</i>”, a lunar landscape with formations pointing like arrows to the sky. In this area we will find “<i>Finca El Carmen</i>”</p>  <p>a family farm, where we are going to enjoy a traditional local lunch and visit one of the oldest churches of this area.</p> <p>In the afternoon we will arrive to <i>Estancia Colomé</i>, which makes the highest altitude wines in the world. We will visit their modern winery and an amazing contemporary art museum, dedicated to the artist James Turrell. We will stay in the luxury lodge and try their exclusive wines.</p> <p>Night at <a href="#">ESTANCIA COLOME – JAMES TURRELL MUSEUM</a></p> <p>This is one of the most beautiful wines lodges in country, located in a hidden spot of the Argentinian North-west.</p>
12	13/04	<p><b>Colomé – Chicoana</b></p> <p>We will continue through <i>Molinos</i>, a colonial town, with beautiful houses from the 1700. Then we go to Seclantás and visit some of the weavers that make the Argentinian Ponchos. We will continue to the town of <i>Cachi</i>, with all the colonial white houses around the square. In the afternoon, we will visit <i>Los Cardones National Park</i>, where the elegant cactuses are protected. After the highest point called “<i>Piedra del Molino</i>” we will follow the winding road of “<i>Cuesta del Obispo</i>” to reach the <i>Lerma Valley</i> again, and <i>Finca Las Margaritas</i>.</p>  <p>Night at: <i>Finca Las Margaritas</i>, <a href="http://www.fincalasmargaritas.com.ar/">http://www.fincalasmargaritas.com.ar/</a> <i>Finca Las Margaritas</i> is a stately mansion from the end of the 19th century. In those times the economy revolved around the breeding and fattening of mules that started their way to the lands of Peru.</p>
13	14/04	<p><b>Chicoana – Salta</b></p> <p>We leave shortly after breakfast for a 2 hour drive back to Salta. Transfer to Salta or airport or relevant hotel.</p>

**A note about our itinerary:**

We have made every effort to make our itinerary as accurate as possible but if circumstances change (as can often happen in this part of the world and we need to alter our route, then our travel guides will have the right to do so.

**A note about money and your final payment for the tour:**

Tour price is \$4,800 US\$. A non-refundable deposit of \$1,600 US\$ is required to secure your place. We will ask for this once we have numbers to make the tour viable. The deposit is payable to *Silvi Glattauer Image maker*. We will send you an invoice for this payment. Your final balance for the tour (in US\$) will need to be paid directly to our Tour company in Argentina. This can be done by cash (cheapest option) on arrival or by bank transfer. We will send you the bank details 4 weeks prior to departure. Bank transfer commissions are payable by you, and can be as high as 20%.

You may not need to spend too much money on our tour, but for the rest of your travels in Sth America, I suggest you bring American dollars and change them in Argentina (usually on the street at exchange stations, rather than a bank, Although since July 2023, it is possible for Tourist to exchange USD (cash only) in banks at a much higher rate – this is called the ‘Dollar MEP’ ).

ATM machines are very common but usually have a daily limit of \$100 or \$200. Visa and Master Card are accepted in almost all bigger establishments but not everywhere. It’s best to have one of each MasterCard and Visa card – just in case.

**A note about meals:**

Breakfast, picnic lunches and dinners are included every day except for your arrival day in Salta.

Breakfast in Argentina consists of tea or coffee, croissants, bread with spreads. It is not customary to have cereals, fruit or yogurt although some hotels now offer these for tourists. Most lunches are picnic style in the open landscape. We will also be having some lunches in local restaurants. During the part of the tour in the high planes (La Puna region), dinner will usually consist of meats, potatoes, bread, salads, pasta. Food choices are limited in the small remote villages. We do have excellent quality meals organised in the wineries and homesteads.

Salta has a couple of excellent Vegan restaurants. You can stock up on dried fruits and nuts from the main market in Salta before leaving on the tour. Our guides will have ‘real’ plunger coffee during the tour.

On the plus side, the beer and wine are exceptional quality and available everywhere!

**A note about Photography:**

We are attempting to be at spectacular locations when the light is low – early morning or evening. However, as this is not always possible and there are too many spectacular places, you will find that even in middle of the day light you will get amazing photos. There will be many creative challenges along the way to photograph in all light conditions!

This is not a traditional photography tour where we get up at 4 am to catch the sunrise in a location. We will endeavour to maximise the ‘golden hours’ for photography, but because of some of the remote locations and long distances of La Puna region, it will not always be possible. Be open to the photographic opportunities at all times of the day.

**A note about Altitude:**

We will be going quite high at times – up to 5,000 meters. Some people may not cope well at this altitude, but we will be climbing up (by car) to this altitude over a few days, to acclimatise slowly, and we will always come down lower to spend the night. The locals chew Coca leaves to help thin the blood. Coca leaves are the traditional way of helping the body cope with altitude. Coca lollies and coca tea are also readily available if you don’t like to chew the leaves. When we have reached an altitude of 3,400 meters (Tolar Grande), we will take a slow rest day so that we can acclimatise.

**A note about Clothing:**

Don’t bring too much luggage (one bag, small walking pack, and photo bag) – bare minimum clothing – don’t bring good things. Please be prepared for any type of weather. Bring wet weather gear, warm feather jacket, beanie, sunhat – etc. Towel, Good walking shoes. Space is very limited in the 4WDs, so the less you bring the better. You may be able to arrange leaving something behind in Salta, if you plan on further travel after our tour. Although it is my experience with travel like this that the more you carry, the more hassle it is!

**A note about Camera Gear and Dust:**

It gets dusty up there!! Bring cleaning equipment for your camera and avoid changing lenses on the road! The 4WD cars usually have open trays. Even though the luggage is protected, somehow the dust will get in! Please see the separate document about Photography gear.

**A note about Travel Medication:**

Bring medication for diarrhoea (gastro stop and gastrolite), altitude sickness (nausea, vomiting – Diamox), a general antibiotic, and any other medication that you may use regularly. Make sure your travel vaccines are up to date. You DO NOT need yellow fever vaccine in the areas we are traveling.

**A note about your personal safety:**

Argentina and especially Buenos Aires can sometimes be a little unsafe – nothing to be alarmed about, but when I travel in B.A. I do take extra precautions.

This article sums up:

<https://www.internations.org/buenos-aires-expats/guide/staying-safe-in-buenos-aires-16193>